



# The Ultimate Guide to Maltipoo Puppies: Raising Safe, Happy, Well-Mannered Companions



## Maltipoo Puppy Training: The Ultimate Guide on Maltipoo Puppies, How to Raise Safe, Happy, Well Mannered Maltipoo Puppies by Rachel McPherson

★★★★☆ 4.1 out of 5

Language : English  
File size : 164 KB  
Text-to-Speech : Enabled  
Screen Reader : Supported  
Enhanced typesetting : Enabled  
Print length : 120 pages  
Lending : Enabled



Maltipoos are one of the most adorable and sought-after designer dog breeds today. These small, fluffy companions are a cross between a Maltese and a Poodle, and they inherit the best qualities of both breeds. They are known for their affectionate nature, low-shedding coats, and playful personalities.

If you are considering adding a Maltipoo puppy to your family, congratulations! You are in for a lot of fun and love. However, it is important to do your research and learn as much as you can about these dogs before bringing one home. This guide will provide you with everything you need to know about raising a healthy, happy, and well-mannered Maltipoo puppy.

## **Selecting the Right Maltipoo Breeder**

One of the most important decisions you will make is choosing the right breeder. A good breeder will be able to answer all of your questions and provide you with information about the health and temperament of their puppies. They will also be able to offer you support and guidance as you raise your puppy.

Here are a few things to look for when selecting a breeder:

- **Experience:** The breeder should have several years of experience breeding Maltipoos.
- **Reputation:** The breeder should have a good reputation among other Maltipoo owners.

- **Health:** The breeder should be able to provide you with health records for the puppies' parents.
- **Temperament:** The breeder should be able to tell you about the temperament of the puppies and their parents.
- **Support:** The breeder should be willing to offer you support and guidance as you raise your puppy.

## **Bringing Your Maltipoo Puppy Home**

Once you have selected a breeder and chosen a puppy, it is time to bring your new furry friend home! Here are a few things you will need to do:

- **Set up a safe and comfortable space for your puppy.** This includes a crate, a bed, and some toys.
- **Stock up on food and water bowls.**
- **Free Download a leash and collar.**
- **Make an appointment with your veterinarian for a checkup.**

## **Feeding Your Maltipoo Puppy**

Maltipoo puppies are small dogs, so they do not need a lot of food. A good rule of thumb is to feed your puppy 1/4 to 1/2 cup of dry food per day, divided into two meals. You can also feed your puppy wet food, but be sure to adjust the amount of dry food you give them accordingly.

It is important to choose a high-quality dog food that is specifically formulated for puppies. This type of food will contain the nutrients that your puppy needs to grow and develop properly.

## **Training Your Maltipoo Puppy**

Training your Maltipoo puppy is essential for ensuring that they become a well-behaved and obedient adult dog. Start training your puppy as soon as possible, using positive reinforcement techniques. This means rewarding your puppy for good behavior, such as giving them treats or praise.

Here are a few basic commands that you should teach your Maltipoo puppy:

- **Sit**
- **Stay**
- **Come**
- **Heel**
- **No**
- **Leave it**

## **Socializing Your Maltipoo Puppy**

Socializing your Maltipoo puppy is just as important as training them. It helps them learn how to interact with other people, animals, and objects in a positive way. Start socializing your puppy as soon as possible, by taking them to puppy classes, dog parks, and other public places.

Here are a few tips for socializing your Maltipoo puppy:

- **Expose your puppy to as many different people, animals, and objects as possible.**

- **Make sure that your puppy has positive experiences with new people and animals.**
- **Don't force your puppy to interact with people or animals if they are not comfortable.**
- **Be patient and consistent with your socialization efforts.**

## **Grooming Your Maltipoo Puppy**

Maltipoos have low-shedding coats, but they still need regular grooming to keep them looking their best. Brush your puppy's coat several times a week to remove any loose hair and prevent mats. You should also bathe your puppy every 4 to 6 weeks, or as needed.


In addition to brushing and bathing, you should also trim your puppy's nails regularly. If you are not comfortable doing this yourself, you can take your puppy to a groomer for professional grooming services.

## **Exercise**

Maltipoos are active dogs that need regular exercise to stay healthy and happy. A good amount of exercise for a Maltipoo puppy is 30 minutes of play per day. This can include walking, running, playing fetch, or swimming.

When exercising your Maltipoo puppy, be sure to start slowly and gradually increase the amount of time and intensity of exercise as they get older.

Raising a Maltipoo puppy is a rewarding experience. By following the tips in this guide, you can help your puppy grow into a healthy, happy, and well-mannered adult dog.



## Maltipoo Puppy Training: The Ultimate Guide on Maltipoo Puppies, How to Raise Safe, Happy, Well Mannered Maltipoo Puppies

by Rachel McPherson

★★★★☆ 4.1 out of 5

Language : English  
File size : 164 KB  
Text-to-Speech : Enabled  
Screen Reader : Supported  
Enhanced typesetting : Enabled  
Print length : 120 pages  
Lending : Enabled



## Carmen Suite For Flute Quartet (G Alto Flute) (Carmen Suite Flute Quartet 4)

Experience the Magic of "Carmen Suite for Flute Quartet & Alto Flute" by Bizet Embark on a Musical Journey with the Timeless Melodies of Carmen Prepare...



## Uncover Hidden Truths: A Comprehensive Guide to Detecting Infidelity and Protecting Your Relationship

: The Silent Betrayal That Shatters Lives Infidelity—a betrayal that shatters trust, destroys hearts, and leaves an enduring...

